



ABSENCE DETAILS

Academic Year: **2021/22**

Scope: **LA**

Term: **Full Year**

Enrolment Status: **All**

Phase **All**

Key Stage/NC Year **NC Year: 8**

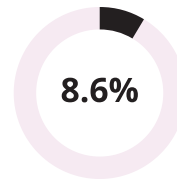
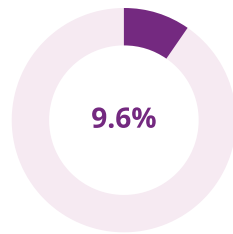
Characteristic Group: **All**

Comparator: **National**

OVERALL ABSENCE

■ LA COHORT ■ NCER NATIONAL

OVERALL ABSENCE



Gap To NCER National

+1.0%

Trend

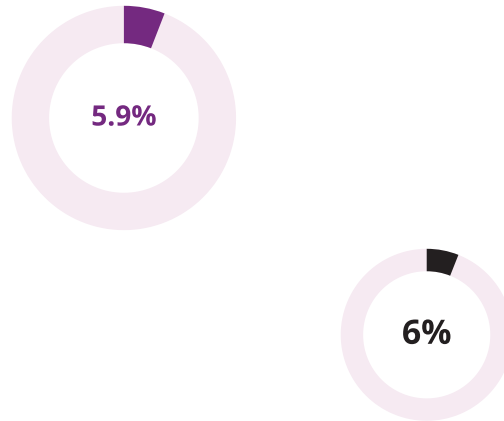
+3.0%

% Rank

70th

The percentage of sessions recorded as an absence in your LA is **9.6%**, a total of **71,731 session(s)**. Absence in your LA is **1.0% greater than** the national percentage of **8.6%**. This is also **3.0% greater than** the percentage of the previous year in your LA of **6.6%**.

AUTHORISED ABSENCE



Gap To NCER National

-0.1%

Trend

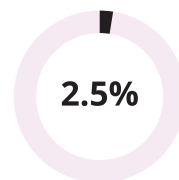
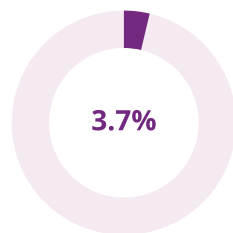
+1.8%

% Rank

57th

The percentage of sessions recorded as an authorised absence in your LA is **5.9%**, a total of **44,017 session(s)**. Authorised absence in your LA is **0.1% lower than** the national percentage of **6.0%**. This is also **1.8% greater than** the percentage of the previous year in your LA of **4.1%**.

UNAUTHORISED ABSENCE



Gap To NCER National

+1.2%

Trend

+1.3%

% Rank

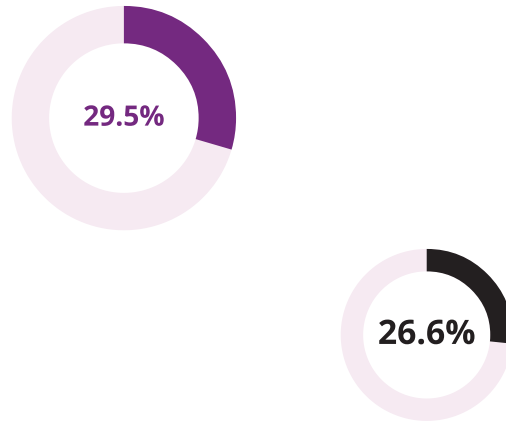
70th

The percentage of sessions recorded as an unauthorised absence in your LA is **3.7%**, a total of **27,714 session(s)**. Unauthorised absence in your LA is **1.2% greater than** the national percentage of **2.5%**. This is also **1.3% greater than** the percentage of the previous year in your LA of **2.4%**.

PERSISTENT ABSENCE

■ LA COHORT ■ NCER NATIONAL

PERSISTENT ABSENCE (10%)



Gap To NCER National

+2.9%

Trend

+15.1%

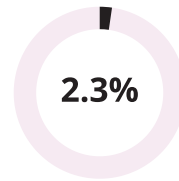
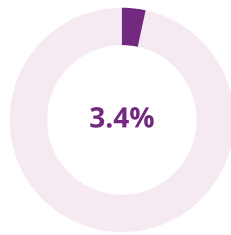
% Rank

69th

In your LA, **637 enrolment(s)** are considered to be persistent absentees. This is **29.5%** of enrolments in your LA (2,158).

The proportion of enrolments in the national that are persistently absent is **26.6%**, **2.9% lower than** your LA.

SEVERE PERSISTENT ABSENCE (50%)



Gap To NCER National

+1.1%

Trend

+1.8%

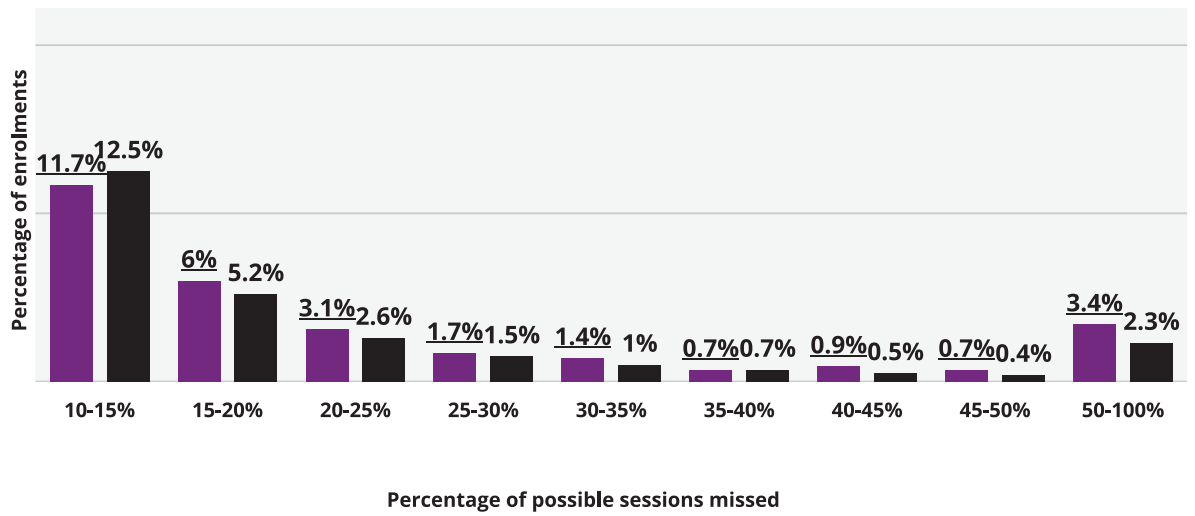
% Rank

84th

In your LA, **73 enrolment(s)** are considered to be severe persistent absentees. This is **3.4%** of enrolments in your LA (2,158).

The proportion of enrolments in the national that are severely persistently absent is **2.3%**, **1.1% lower than** your LA.

PERSISTENT ABSENCE BREAKDOWN



In your LA, the highest persistent absence group is **10-15%** with a percentage of **11.7%**, a total of **252 enrolment(s)**. This highest persistent absence group in your LA is **0.8% lower than** the national percentage of **12.5%**.



PUPIL GROUPS

OVERALL ABSENCE

AUTHORISED ABSENCE

UNAUTHORISED ABSENCE

PERSISTENT ABSENCE

SEVERE PERSISTENT ABSENCE

LA COHORT

NCER NATIONAL

View By: **Pupil Group** NC Year

ATTENDANCE REASON

Other Auth (C)

■ LA COHORT

■ NCER NATIONAL

DISTRIBUTION

OVERALL ABSENCE

AUTHORISED ABSENCE

UNAUTHORISED ABSENCE

PERSISTENT ABSENCE

SEVERE PERSISTENT ABSENCE

PERCENTILE DISTRIBUTION FOR 11 SCHOOLS